



**TRANSFORMER.™**



**ALLU TRANSFORMER  
D-SERIES.**

[allu.net](http://allu.net)

# IT TRANSFORMS...



## YOUR EFFICIENCY

One stop shop process. Screen, crush, aerate, mix and load all in a "one-step operation".



## YOUR PROFITS

Less material to a landfill means less expenditure. Re-use the material on site, so there is no need to purchase virgin material. Recycle and utilize the left-over materials and generate an income from it.



## YOUR GREEN CREDENTIALS

Less material to be transported to the jobsite means a reduction in fuel consumption. Less materials to a landfill and efficient utilization of waste materials supports sustainability.



## YOUR MACHINES

Your excavator, wheel-loader or skid-steer will transform into a multifunctional tool that will screen, crush, aerate, mix, load and pulverize all in a one-step operation - the ALLU Transformer screener crusher.


# ALLU TRANSFORMER FEATURES & BENEFITS.

The ALLU Transformer D-series screener buckets are designed for larger processing jobs. Everything from aerating compost, primary on-site screening and processing construction material. This is a bucket which screens, crushes, pulverises, aerates, blends, mixes, separates, feeds and loads materials. And best of all, it transforms the materials you work with. It's more productive, and more profitable.

## HOW IT WORKS.

### PHASE ONE

- Start



### PHASE TWO

- Screening & crushing of material
- Normal drum rotation
- Optimal material flow and circulation
- Approx. 1/2 of full bucket



### PHASE THREE

- Reversed drum rotation
- Approx. 1/4 of full bucket



## STRONG & RELIABLE

- Strongest frame structure on the market
- Strongest power transmission on the market
- Motors placed inside the frame to avoid any damages from the outside
- Fenders protect bearings against dirt
- Lubrication inside the chain boxes ensure long transmission lifetime

## EFFICIENT

- Produces homogenous end product
- High production even with wet materials
- Quick and easy to maintenance
- Screens material without back and forth rotation
- Self cleaning design (TS)

## VERSATILE

- Fits both excavator or wheel loader
- Can be mounted to an excavator both as backhoe and as front shovel
- Handles many different materials - also wet ones
- Changeable wear parts & adapter plates
- Patented construction and details
- Screen, crush, mix, aerate and load in 'one step operation'
- Worldwide sales and service network



# APPLICATIONS.

- PROCESSING WASTE MATERIAL
- PIPELINE PADDING
- ASPHALT RECYCLING
- COMPOSTING
- SCREENING TOPSOIL
- SCREENING SOFT MINERALS
- SCREENING MANURE
- PROCESSING DEMOLITION WASTE
- CRUSHING FIELD BARK
- PROCESSING CONTAMINATED SOIL
- CRUSHING PLASTER BOARD
- PROCESSING BUILDING WASTE
- SEPARATING WASTE FROM SOIL
- SCREENING SAND
- SCREENING COMPOST & TOP SOIL
- SLAG TREATMENT
- QUARRY WASTE PROCESSING
- PROCESSING PORCELAIN





# EXAMPLES OF CUSTOMER CASES.




## CASE: PIPELINE PADDING

**PROBLEM:** ROCKY SOIL  
**JOBSITE:** PIPELINE JOBSITE  
**SIZE:** 250KM (157 MILES)  
**COUNTRY:** USA

**SOLUTION** MATERIAL IS SCREENED  
ONSITE AND BACKFILLED  
WITH ALLU TRANSFORMER  
DIRECTLY INTO THE  
TRENCH.

**RESULT**

- NO NEED TO PURCHASE FINE SOIL
- NO TRANSPORTATION COSTS
- NO LANDFILL PAYMENTS
- LESS ENVIRONMENTAL CONSUMPTION



## CASE: WASTE RECYCLING

**PROBLEM:** WASTE MATERIAL  
**JOBSITE:** WASTE CENTRE  
**SIZE:** 18 000 T/Y WASTE MATERIAL  
**COUNTRY:** THAILAND

**SOLUTION** PRE-CRUSHING THE WASTE  
WITH ALLU TRANSFORMER.

**RESULT**

- 50% MORE BIOMASS TO SELL TO THE POWER PLANT
- LESS WASTE MATERIAL TO THE LANDFILL
- LESS ENVIRONMENTAL CONSUMPTION



## CASE: CONTAMINATED SOIL

**PROBLEM:** CONTAMINATED SOIL  
**JOBSITE:** WASTE CENTRE  
**SIZE:** 2,5 HECTARES  
**COUNTRY:** FINLAND

**SOLUTION** PRE-TREATING THE  
CONTAMINATED SOIL WITH  
ALLU TRANSFORMER.  
SOIL IS STABILISED INTO A  
NON-TOXIC FORM.

**RESULT**

- SOIL IS UTILIZED IN EMBANKMENTS AT THE WASTE SITE
- NO NEED FOR WASTE TAX OR LANDFILL PAYMENTS

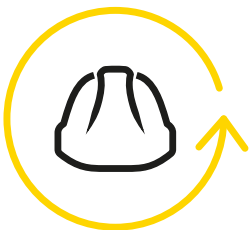
# ALLU APP.

Transform your efficiency and safety with ALLU App. The ALLU App provides an intelligent digital solution for customers and operators to obtain accurate and timely information regarding safe operations at job sites, thereby maximizing the use of the ALLU equipment.



YOUR  
PRODUCTIVITY

- Notify about the need for maintenance or replacement of wear parts - minimize the downtime
- Real-time guidance for working angle ensures efficiency



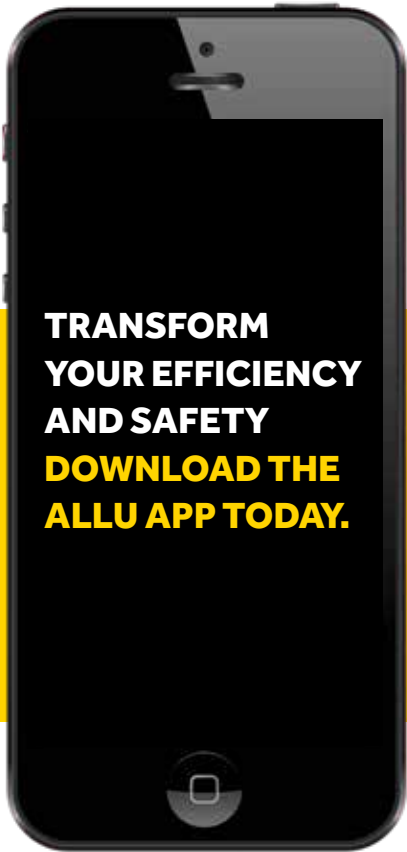
YOUR  
SAFETY

- Obtain accurate and timely information regarding safe operations at job sites



EFFICIENT  
CUSTOMER SERVICE

- Receive quick answers to frequently asked questions (FAQs)
- Check the right spare parts and accessories for your product
- Check the warranty information of your product
- Locate your closest ALLU distributor



Search for ALLU on the App Store or Play Store, or scan the QR code to get started.



## ALLU D SERIES SPECIFICATIONS.

MODEL	EXCAVATOR		WHEEL LOADERS		VOLUME		OIL FLOW		WEIGHT	
	Tn	US Tn	Tn	US Tn	m³	cu yd	Lpm	Gpm	Kg	Lbs
DN 2-09	10-28	11.02-30.8	4-14	4.4-15.4	0.4-0.49	0.52-0.64	70-120	18.4-31.7	940	2072
DN 2-12	12-28	13.2-30.8	6-14	6.6-15.4	0.52-0.66	0.68-0.86	70-120	18.4-31.7	1130	2491
DN 2-17	15-28	16.5-30.8	7-14	7.7-15.4	0.76-0.99	0.99-1.29	70-120	18.4-31.7	1400	3086
DN 3-09	12-28	13.2-30.8	6-14	6.6-15.4	0.60-0.75	0.78-0.98	70-120	18.4-31.7	1220	2689
DN 3-12	16-28	17.6-30.8	7-14	7.7-15.4	0.79-1.01	1.03-0.9	95-160	25-42.2	1410	3108
DN 3-17	20-28	22-30.8	7-14	7.7-15.4	1.15-1.53	1.5-2.0	95-160	25-42.2	1760	3880
DS 3-12	16-35	17.6-38.5	8-22	8.8-24.2	0.83-1.04	1.09-1.36	95-160	25-42.2	1610	3549
DS 3-17	20-35	22-38.5	10-22	9.9-24.2	1.22-1.57	1.6-2.05	95-160	25-42.2	2000	4409
DS 3-23	24-35	26.4-38.5	12-22	13.2-24.2	1.61-2.10	2.11-2.75	120-200	31.7-52.8	2520	5555
DS 4-12	20-35	22-38.5	10-22	11-24.2	1.24-1.56	1.62-2.04	95-160	25-42.2	1930	4254
DS 4-17	24-35	26.4-38.5	12-22	13.2-24.2	1.82-2.38	2.38-3.11	120-200	31.7-52.8	2360	5202
DS 4-23	30-35	33-38.5	14-22	15.4-24.2	2.4-3.21	3.14-4.2	190-315	31.7-52.8	3020	6657
DH 3-12	18-45	19.8-49.6	8-30	8.8-33	0.85-1.07	1.11-1.4	140-235	36.9-62	1950	4298
DH 3-17	22-45	24.2-49.6	10-30	11-33	1.25-1.61	1.63-2.11	140-235	36.9-62	2400	5291
DH 3-23	26-45	28.6-49.6	14-30	15.4-33	1.65-2.16	2.16-2.83	140-235	36.9-62	2960	6525
DH 4-12	22-45	24.2-49.6	10-30	11-33	1.26-1.59	1.65-2.08	140-235	36.9-62	2280	5026
DH 4-17	27-45	29.7-49.6	14-30	15.4-33	1.85-2.43	2.42-3.18	140-235	36.9-62	2780	6128
DH 4-23	32-45	35.2-49.6	16-30	17.6-33	2.43-3.27	3.18-4.28	190-315	50.1-83.2	3490	7694
DH 4-27	36-45	39.6-49.6	18-30	19.8-33	3.02-4.12	3.95-5.39	240-400	63.4-105.6	4080	8994

## ALLU TS MODEL SPECIFICATIONS.

MODEL	EXCAVATOR		WHEEL LOADER		VOLUME		OIL FLOW		WEIGHT	
	Tn	US Tn	Tn	US Tn	m³	cu yd	Lpm	Gpm	Kg	Lbs
DN 2-12 TS	12-28	13.2-30.8	6-14	6.6-15.4	0.52-0.66	0.68-0.86	90-160	23.8-42.3	1160	2557
DN 2-17 TS	15-28	16.5-30.8	7-14	7.7-15.4	0.76-0.99	0.99-1.29	90-160	23.8-42.3	1420	3130
DN 3-12 TS	16-28	17.6-30.8	7-14	7.7-15.4	0.79-1.01	1.03-1.32	120-200	31.7-52.8	1440	3174
DN 3-17 TS	20-28	22-30.8	9-14	9.9-15.4	1.15-1.53	1.5-2.0	120-200	31.7-52.8	1830	4034
DS 3-12 TS	16-35	17.6-38.5	8-22	8.8-24.2	0.83-1.04	1.09-1.36	120-200	31.7-52.8	1630	3593
DS 3-17 TS	20-35	22-38.5	9-22	9.9-24.2	1.22-1.57	1.6-2.05	120-200	31.7-52.8	2010	4431
DS 3-23 TS	24-35	26.4-38.5	12-22	13.2-24.2	1.61-2.1	2.11-2.75	140-235	36.9-62	2620	5776
DS 4-12 TS	20-35	22-38.5	9-22	9.9-24.2	1.24-1.56	1.62-2.04	120-200	31.7-52.8	1940	4276
DS 4-17 TS	24-35	26.4-38.5	12-22	13.2-24.2	1.82-2.38	2.38-3.11	140-235	36.9-62	2520	5555
DS 4-23 TS	30-35*	33-38.5	14-22	15.4-24.2	2.4-3.21	3.14-4.2	190-315	50.1-83.2	3150	6944
DH 3-12 TS	18-45	19.8-49.6	8-30	8.8-33	0.85-1.07	1.11-1.4	190-315	50.1-83.2	1970	4343
DH 3-17 TS	22-45	24.2-49.6	10-30	11-33	1.25-1.61	1.63-2.11	190-315	50.1-83.2	2460	5423
DH 3-23 TS	26-45	28.6-49.6	14-30	15.4-33	1.65-2.16	2.16-2.83	190-315	50.1-83.2	3020	6657
DH 4-12 TS	22-45	24.2-49.6	10-30	11-33	1.26-1.59	1.65-2.08	190-315	50.1-83.2	2300	5070
DH 4-17 TS	27-45	29.7-49.6	14-30	15.4-33	1.85-2.43	2.42-3.18	190-315	50.1-83.2	2890	6371
DH 4-23 TS	32-45	35.2-49.6	16-30	17.6-33	2.43-3.27	3.18-4.28	190-315	50.1-83.2	3500	7716

# ALLU TRANSFORMER DRUM & TOOL OPTIONS.

## ALLU DRUMS.



**TS Screening drum**

- changeable blades
- change of fragment size without dismantling drums



**TS Crushing drum**

- changeable blades
- change of fragment size without dismantling drums



**Screening and crushing  
XHD 25/40/60**

- changeable blades



**Stabilising, mixing,  
aerating and crushing  
(X75 and X100)**

- changeable blades

## ALLU BLADES.



**TS Standard blade**

For all screening applications.



**TS Axe blade**

For crushing applications.



**Universal blade 40 XHD**

For most applications and materials. Good durability.



**Universal blade 60 XHD**

For most applications and materials. Good durability.



**Long blade 40 XHD**

Special blade for screening and aerating compost and other soft materials to increase capacity.



**Long blade 60 XHD**

Special blade for screening and aerating compost and other soft materials to increase capacity.



**X blade**

For stabilising, mixing, aerating and crushing. Suitable for X75 and X100 drums.

# ONE ALLU THREE FRAGMENT SIZES.


ALLU TS structure enables three different fragment sizes from the same unit. Fragment size estimation is based on the distance set by the screening comb.

The ALLU TS structure allows you to adapt your bucket for your screening needs quickly and effortlessly giving you the ability to have more versatile

processing. The TS structure has been developed with a self-cleaning system allowing for the best possible capacity even with wet material. We call this


innovative design a non-clogging system and is available across our entire TS range.

## SINGLE BLADE




Single blade setup:  
blade sizes 8mm, 16mm, 25mm, 35mm.

## DOUBLE BLADE



Double blade setup:  
blade sizes 16mm, 32mm, 50mm, 70mm.

## TRIPLE BLADE



Triple blade setup:  
blade sizes 24mm, 48mm, 75mm, 105mm.

## DOUBLING

TS 08 / 16  
TS 16 / 32  
TS 25 / 50  
TS 35 / 70



## TRIPLING

TS 08 / 24  
TS 16 / 48  
TS 25 / 75  
TS 35 / 105



# ALLU AROUND THE WORLD.

## HEADQUARTERS

### ALLU Finland Oy

Jokimäentie 1  
16320 Pennala,  
FINLAND  
Tel: +358 3 882 140  
Fax: +358 3 882 1 440  
Email: info@allu.net

## GERMANY

### ALLU Deutschland GmbH

Schwartemeierstr. 23-33  
D-32257 Bünde  
GERMANY  
Tel: +49 5223 180 150  
Fax: +49 5223 180 1515  
Email: deutschland@allu.net

## FRANCE

### ALLU France S.A.R.L.

180 ZA les Bruottées  
21200 VIGNOLES,  
FRANCE  
Tel: +33 3 80 24 04 34  
Fax: +33 3 80 24 04 36  
Email: france@allu.net

## NORTH AMERICA

### ALLU Group Inc

25 Kimberly Road, Suite A,  
East Brunswick, NJ 08816, USA  
Toll Free: 800-939-ALLU (2558)  
Tel: +1 (201) 288-2236  
Fax: +1 (201) 288-4479  
Email: usa@allu.net

## SWEDEN

### ALLU Sverige AB

Stenvretsgatan 1,  
SE-749 40 Enköping,  
SWEDEN  
Tel: +46 (0)171-17 15 17  
Email: sverige@allu.net

## ALLU SALES OFFICE CHINA

Room 607, No. 729 Tongbei  
Road, Yangpu District,  
200120 Shanghai, P.R. CHINA  
Tel: +86 21 5888 5836  
Fax: +86 21 5888 5801  
Email: china@allu.net

## ALLU SALES OFFICE MIDDLE EAST

Tel: 968 9885 3091  
Email: me@allu.net

## UNITED KINGDOM

Tel: +44 7900 090762  
Email: uk@allu.net



**TRANSFORMER.™**

### Authorised ALLU dealer in WA

Total Rockbreaking Solutions, 13 - 15 Panama Street, Canning Vale  
p 1300 921 498 | e sales@trswa.com.au | totalrockbreaking.com.au

